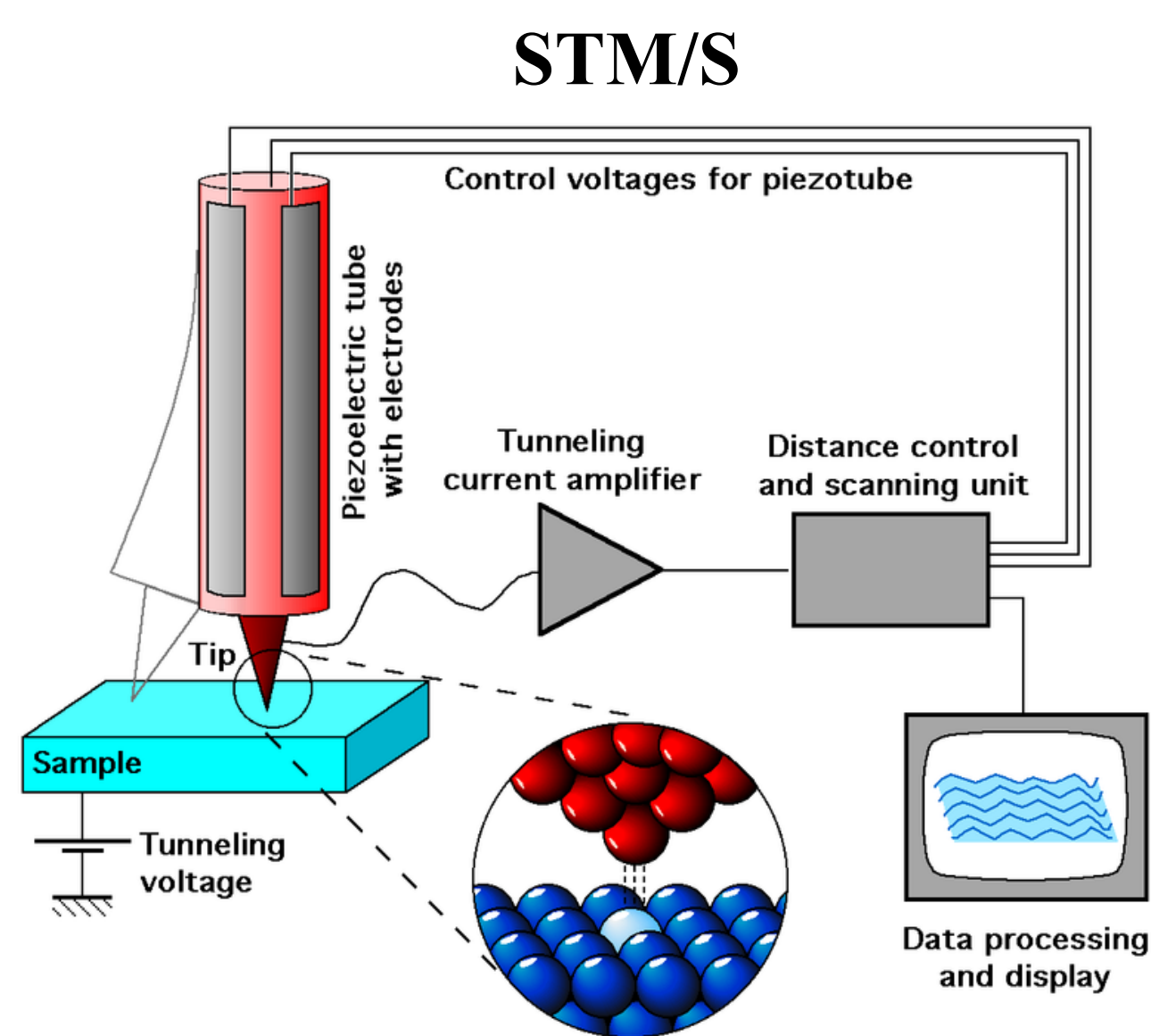


Introduction

- Recent progress in 2D materials has demonstrated fascinating potential applications in next-generation optical/electrical devices. To achieve controllable tune the carrier type and Fermi level in the 2D materials, the direct deposition of organic molecular layers on the 2D materials is a promising approach to avoid structural damage, thereby retaining their highly desired optical/electrical properties.
- In particular, the interfacial properties, including charge transfer and energy level alignment (ELA) and change in the electronic properties of 2D interlayer upon molecular deposition is still not well understood.
- In this study, organic molecules $C_{60}F_{48}$ was chose due to their higher electron affinity as a potential electron acceptor. The electronic properties of a single-layer WSe_2 sandwiched between a graphite substrate and organic molecules $C_{60}F_{48}$ are investigated.

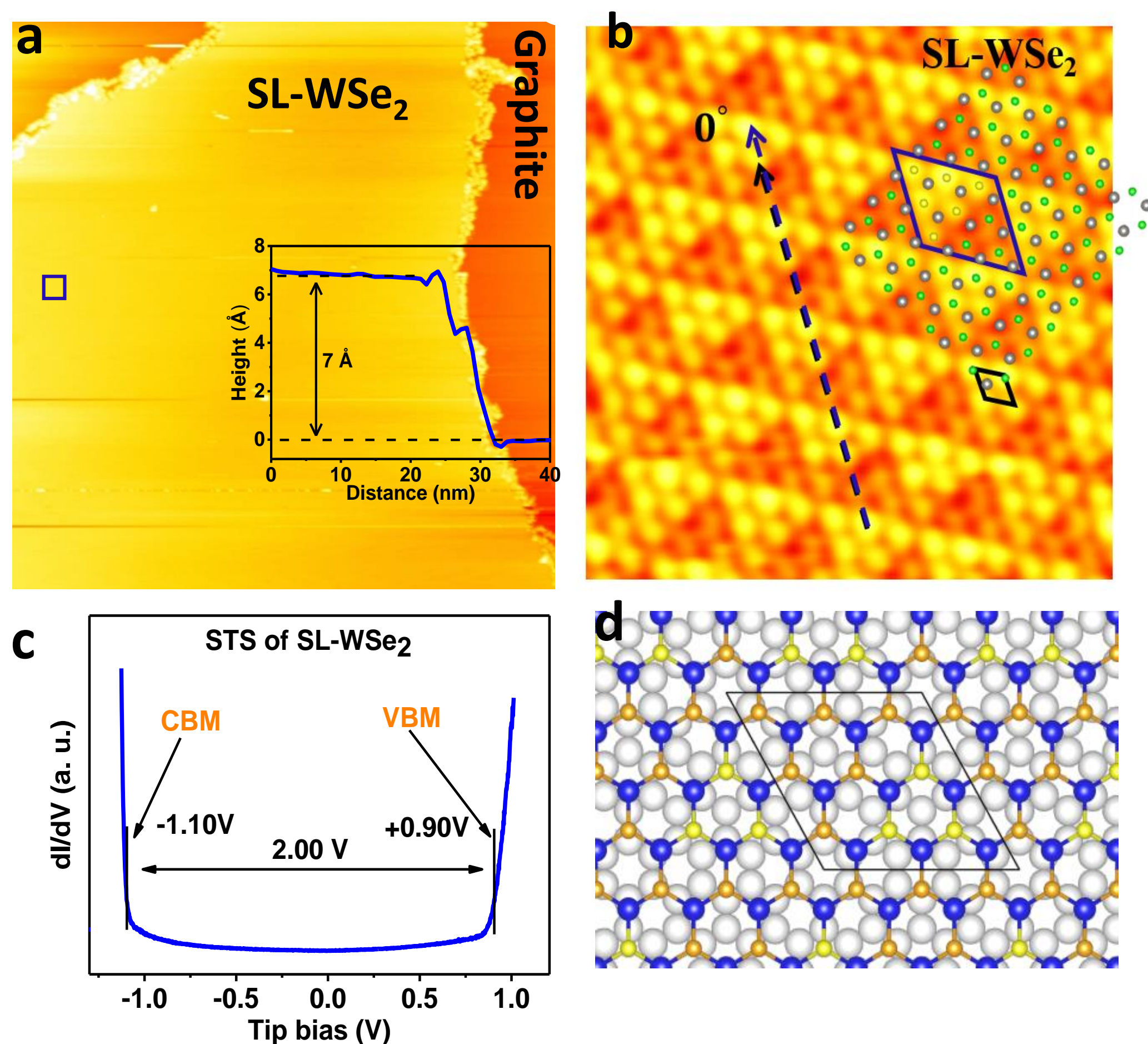
Methodology



- First-principles method based density functional theory.

Results

Monolayer WSe_2 on graphite grown by CVD method

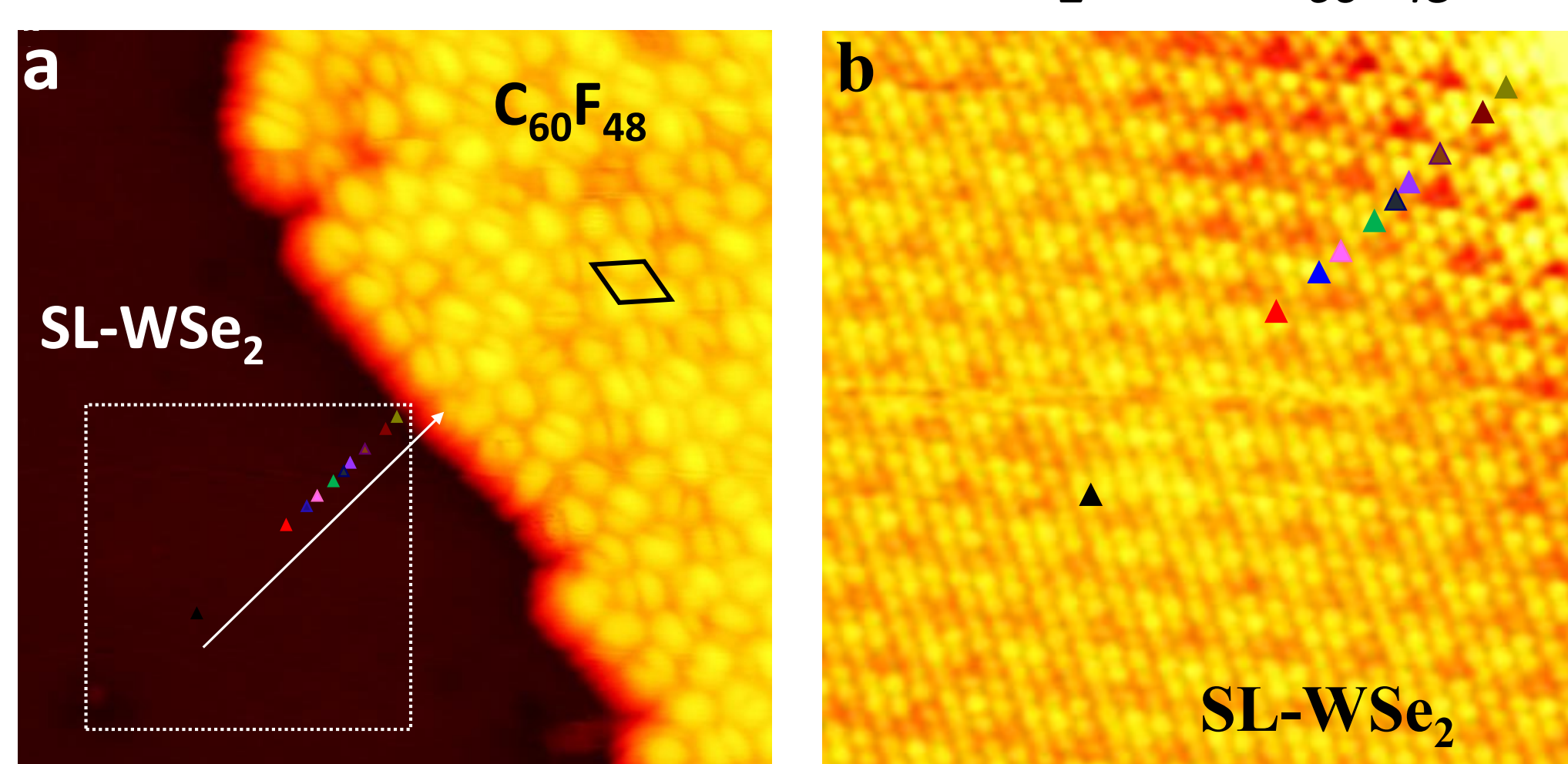


Inserted lateral profile reveals a thickness of $\sim 7 \text{ \AA}$ for the WSe_2 film, which corresponds to the height of a monolayer WSe_2 . The lateral size of the WSe_2 flakes is over hundreds nm to several μm , and bare graphite surface is visible in the large-scale images.

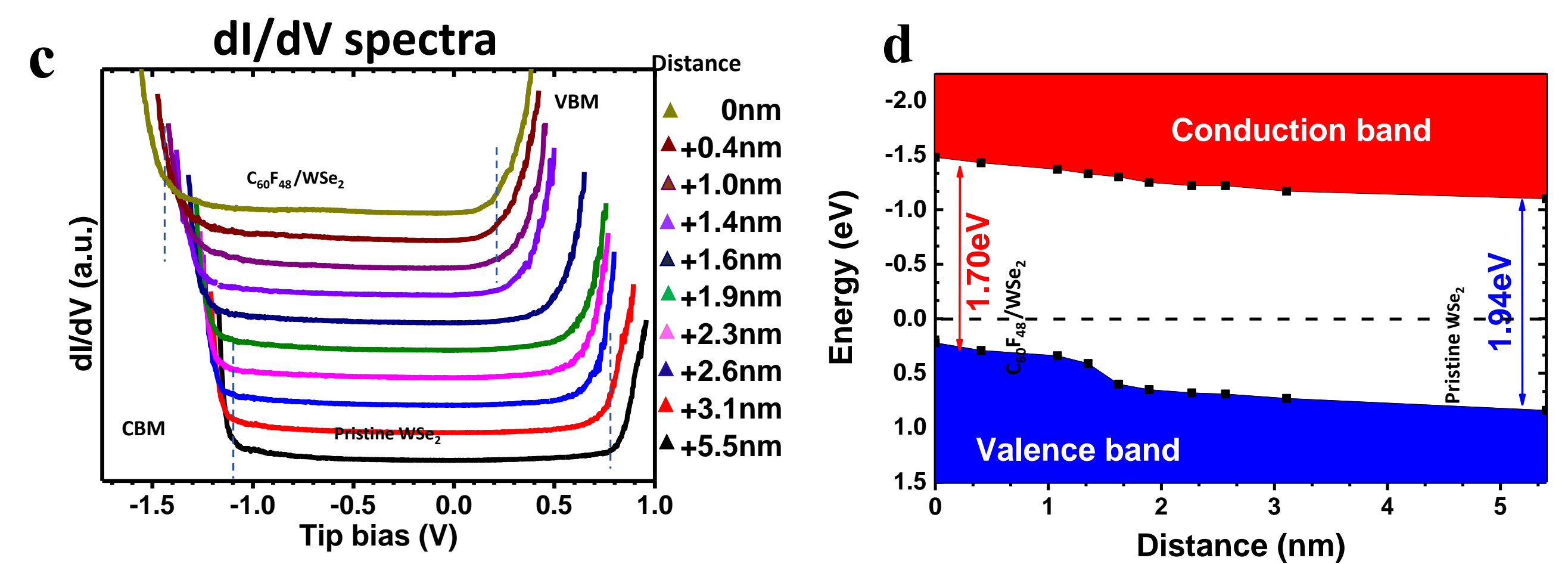
As revealed by the atomically resolved STM image, triangle crystal lattices are assigned to the top-layer Se atoms. The WSe_2 unit cell with a lattice constant of $3.4 \pm 0.1 \text{ \AA}$. Furthermore, an electronic bandgap of $1.95 \pm 0.05 \text{ eV}$ is obtained from the dI/dV curve.

A typical moiré superstructure arising from the lattice mismatch between graphite and WSe_2 is visible. As a proposed structural model, the Se atoms are seated on top of the underlying C atoms (gold color) for bright half and the hollow sites for the dim half.

Tunable band structure of SL- WSe_2 with $C_{60}F_{48}$



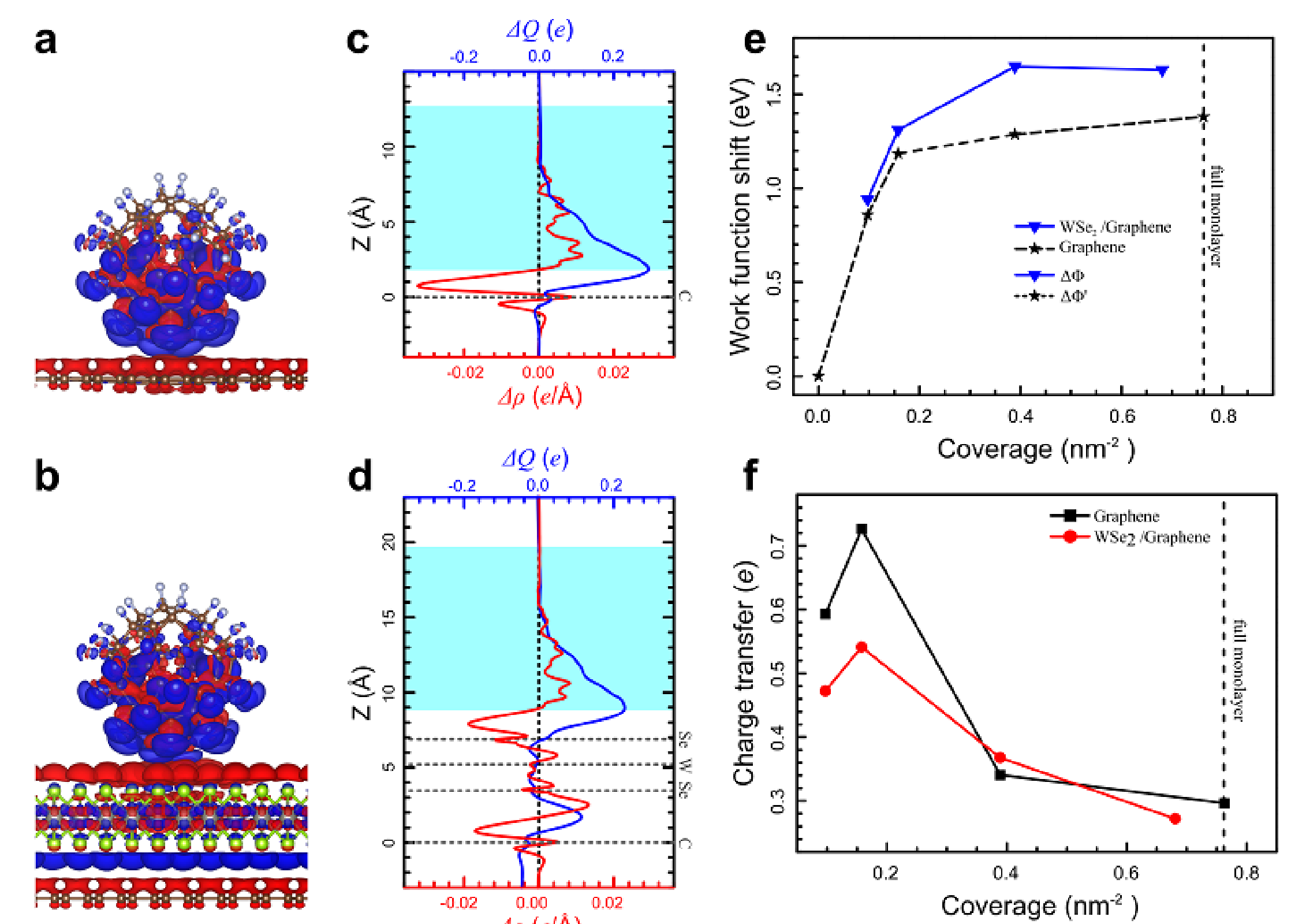
Results (con't)



In contrast to the uniform WSe_2 surface observed far away from the molecular island (or before molecular deposition), a contrast variation is visible close to the island (the upper right corner Fig 2b) indicating that the electronic properties of the underlying WSe_2 layer are modified.

To measure the electronic structure changes, a series of STS spectra was taken as a function of distance to the $C_{60}F_{48}$ molecular island edge. Results reveal an upward shift of the VBM relative to the Fermi level is 0.62 eV, while the corresponding shift of the CBM is 0.38 eV, implying a bandgap decrease of 0.24 eV.

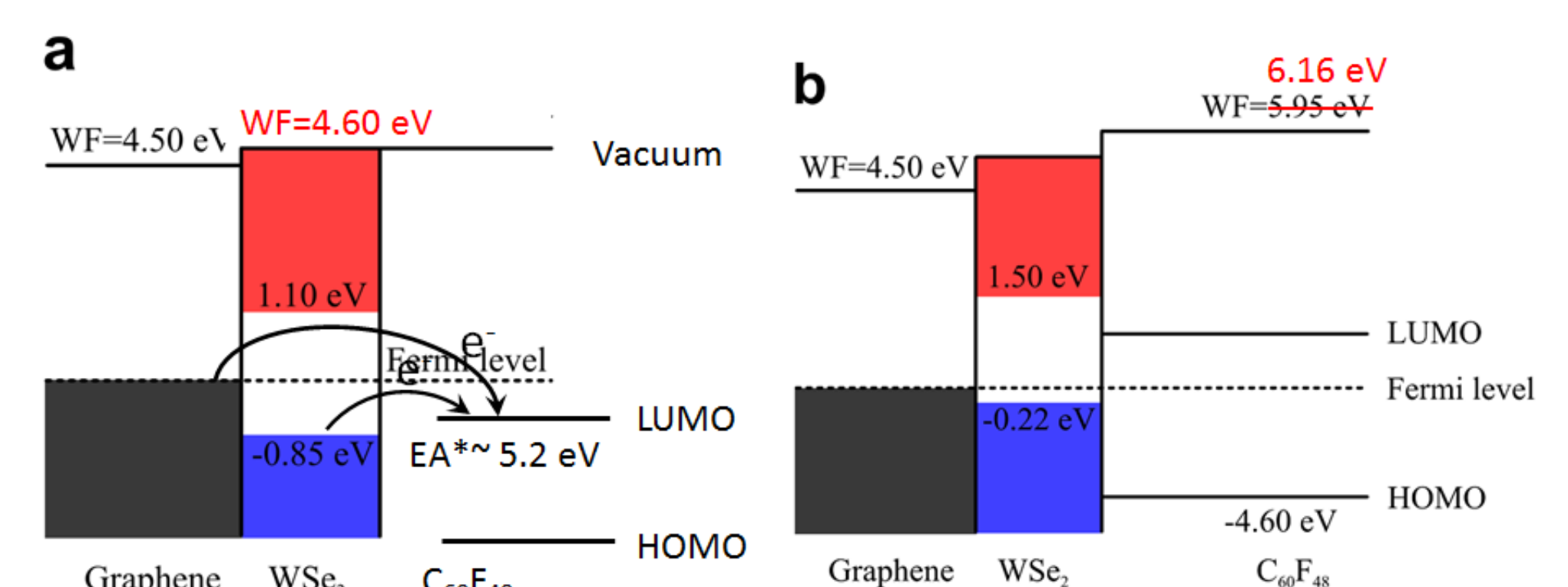
Charge transfer and work function shifts on different substrates based on DFT calculation.



The DCD plots reveal that the molecule is negatively charged accumulated at the lower half and the graphite is positively charged for both cases. For the WSe_2 interlayer, the top Se layer facing the molecule is hole-accumulated, while the bottom facing graphite is electron-accumulated.

The total amount of charge transfer per molecule (ΔQ_{total}) from bare graphite to $C_{60}F_{48}$ reaches $-0.40 e$, and reduces slightly to $-0.37 e$ with the SL- WSe_2 interlayer. The contribution from the WSe_2 interlayer is 0.12e, which is only half of that from the graphite substrate. In contrast, the corresponding molecular dipole moments are $1.7 e \cdot \text{\AA}$ for the former and $2.6 e \cdot \text{\AA}$ for the later.

Conclusion



- (a) Energy levels for free graphite covered with a SL- WSe_2 and free $C_{60}F_{48}$. (b) Energy level realignments after contact. VBM and CBM are determined by STS.